

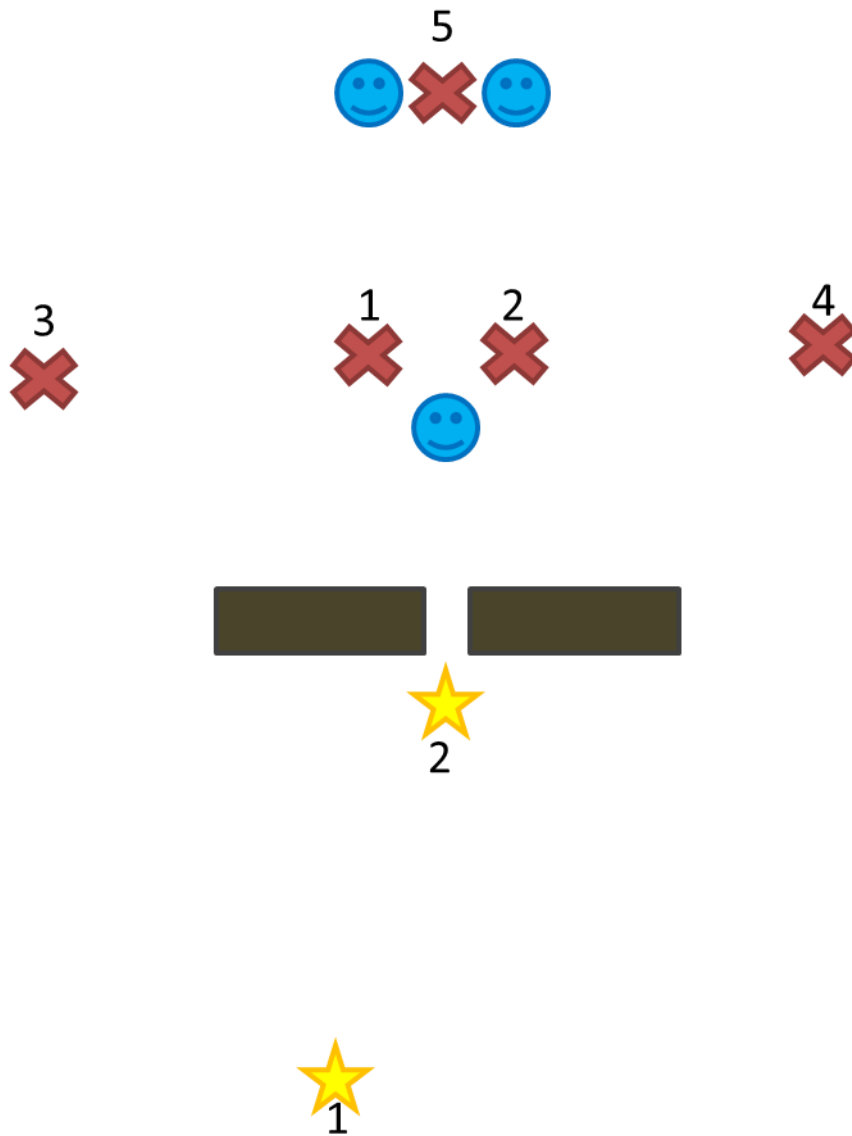
## Stage one

Round count 10

Four hostile targets one friendly

Starting position one (gold star) engage targets (red X) one and two with two rounds each center mass then move to position two and engage targets three and four from the left side of the barrier only with two rounds center mass and one round to the head on both

Make sure not to hit the no shoot target (blue smiley face)

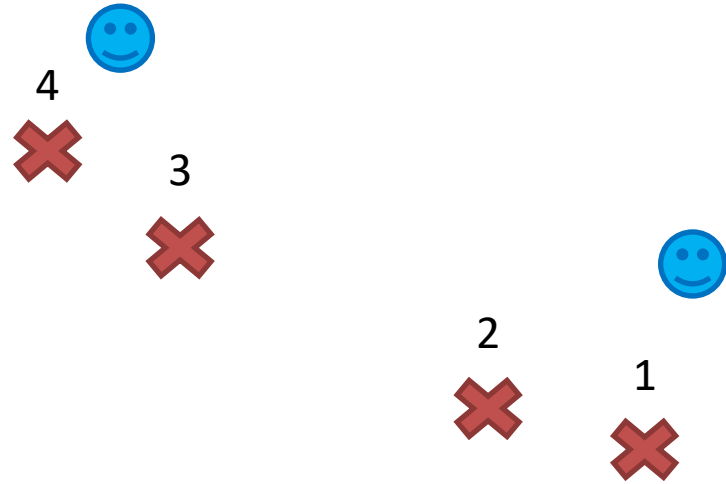



Stage two

Round count 12

Five hostile targets three friendly

Starting at position 1 and sound of buzzer move to position 2 and engage targets 1 and 2 with 2 rounds each center mass through the gap in between the two barriers, then engaged target 3 from the left hand side of the barrier and target 4 from the right hand side of the barrier both with two rounds center mass and one to the head Target 5 can be engaged from either right or left side with two rounds center mass. Target's three four and five can be engaged in any order after targets one and two



### Stage 3

Total round count 16

Six hostile targets (red X), two no shoot targets (blue smiley)

Start at position 1 (Gold Star) at buzzer  
move to position 2 engage targets 1 and 2  
from the right side of the barrier then  
move to position 3 and engage targets 3  
through 6 both sides of the barrier can be used

Targets one, two, five, and six are to be engaged with two rounds center mass and one round to the head targets three and four are to be engaged with two rounds center mass