



The Flyer

Official Newsletter of the
Airfield Shooting Club

Volume 15 Issue 1
January 2020

Airfield Shooting Club

at the Airfield 4H Center ~ Wakefield, Virginia

P.O. Box 250, Wakefield, VA 23888



HAPPY NEW YEAR!!!



Welcome Winter

ASC Member of the Quarter

By The ASC Board of Directors



Name: Mike Bromley

Mike Bromley passed away on October 30, 2019. Mike was a long time member of our club. He joined ASC in 2011, and was on the board from 2012 to end of 2017. Mike served as the club Chief Instructor for many years (from the records: July, 2012 - Dec, 2017).

Mike was also a retired US Navy Senior Chief, 2A supporter, NRA Instructor, NRA RSO, and an instructor for the ASC pistol classes. Additionally, he was a founding member of the ASC defensive pistol matches.

His funeral listing is as follows:

<https://www.altmeyerfuneralandcremation.com/obituary/robert-m-bromley/>

Bowling Pin Match

By The ASC Board

We had an outstanding match to close our season on 7 December. Thirteen shooters competed while enjoying each others company. There was a lot of talk about potential untoward development from our new legislative regime in Richmond, but we did not let it dampen our spirits. Half of the group met for lunch at the Virginia Diner afterwards. As veteran pin shooters know, we can't shoot in the dead of winter because the plastic coating on the pins is fragile during cold weather. Our next pin match will be April 4, 2020.



Inside this Issue:

ASC Member of The Quarter	1
Bowling Pin Match	1
What's A Person To Do?	2-3
Shooting? That Isn't For Me	3-4
Review: Sig 365	5-6
February Calendar	7
March Calendar	8





What's a Person To Do?

By Scott Sampson

It seems the hot topic of our circles is about the new bills of the VA state legislator being passed. I, like many of you am scared for Virginia. I attended the NRA rally day in Richmond on 13 January, and was one of the few that got to sit in the Senate Judicial Hearing. I can tell you that the other side is extremely well organized, in my opinion, much more so than our side. In all honesty, it makes me feel very vulnerable and I don't like it. So what is the common person supposed to do? There are several items that can be done:

1. Stay Informed – I know many get information from social media now a days. It might be OK to get alerted to a situation, but I encourage you to dig deeper. There are a bunch of web sites that have information but some of the main ones I use are as follows:

A. <https://lis.virginia.gov> – This site is the Virginia run site that records Bills and their status. You can read a summary or the actual proposed laws. This also will record votes and who voted for what.

B. <https://www.nraila.org> – This site is the NRA Institute for Legislative Action. This has a LOT of sub menus. You can sign up for alerts, you can write the press, your representatives etc. You can get facts etc. I highly encourage you to spend time here.

C. <https://www.myvssa.org> – This is the Virginia Shooting Sports Association. This is the State affiliate of the NRA (the other club we have to join when joining ASC). Go to the Advocacy tab. It has some great summaries of the bills etc. Also you can sign up for email alerts that lets you know what is going on.

D. <https://www.vcdl.org> – This is the Virginia Citizens Defense League (VCDL).

This group is responsible for establishing the 2A Sanctuary City movement. They have a lot of great resources on here. You can also sign up for their email blasts with out being a member if you would like.

2. Write/Talk/Visit your representative! – A pre-done email carries some weight, but writing your own email, a phone call or better yet a visit is the best way to get attention. Please take a moment and review what district you are in, and know who your representative is and reach out to them. The anti-gun representatives are saying they feel empowered (mandated even) based on the last election that we all want gun law reform. If that is not your position you need to let them know.

3. Get involved – Hate to say it folks (hopefully this doesn't apply to many of you reading this newsletter) but registered voter turn-out in a non-presidential race year is typically low. Local and State politics is IMPORTANT! Please get out to vote. Help run races, register new voters, talk to your neighbors etc. Make your voice be heard!!!! If we are to undo any of the bad laws that are bound to pass, we need to remove those anti-gun representatives. Make sure your friends are getting out to vote. Also stay involved and aware. Gun laws aren't the only thing that are being proposed. Governor term limit extension, elimination of the VA electoral college, how we vote the governor in, an increase in the percentage of signa-





What's a Person To Do?

(continued)

citizens are just some of the laws being proposed.

4. Support a Gun Rights organization. I know many folks are upset with the NRA, for example. They are, however, still a significant force. I don't care who you support, but you need to support some thing. We cannot afford to be divided in these desperate times. Unite!
5. Talk to the other side – I recognize that some folks are anti-gun and they are not going to change. The ones that I am talking about are the ones that are on the fence. You would be amazed when you talk calmly and reasonably to someone that is not hardened over, they can possibly be swayed. A lot of the anti-gun information portrayed in the media and politics is just false. Talk to the other side – invite them to the range and let them see for them selves. Yelling and screaming about the constitution etc may have validity however you aren't capturing the other side's attention with that. Respect the other person. Find the commonality – we both want to be safe. Guns do more good than harm. You may not always agree with the other side, but that doesn't mean we have to be disrespectful.

I am not a Virginian native. I have lived here for the majority of my adult life and consider this my home. It is a great state, and its history in supporting freedom is spectacular. It's time we lived up to the reputation of our Virginian forefathers, and work to maintain the freedom they put their lives on the line for. Keep your powder dry.

“Shooting? That isn't for me”

Scott Sampson



“Shooting? That isn't for me – I've never done it before.” I hear this many times as avid shooter trying to expose folks to the wonderful world of the shooting sports. I have gotten that response from men and women. Generally from people who were not raised around guns and never had any exposure to them. The only familiarity they have with firearms is what they have seen on TV. You will probably run into this as guns are certainly a topic lately.

The best way I have found to convert someone from being anti-gun or are afraid of guns is to get them shooting. You can take them shooting yourself or have them take a class. Some may ask that if they are that afraid of firearms why would they try to attend a class or Women on Target event (June 6th, 2020 by the way) anyway? There are many reasons:

1. Their spouse may have guns and they are trying to find a mutual hobby
2. They may have inherited some guns and they will be in their house from an in-law
3. Their son or daughter may want to get into shooting and they want to make sure they are safe
4. They may have had some event occur which has forced them to reconsider their personal investment in their own safety
5. They just want to overcome their fears and start a new hobby

Whatever the reason, they can be assured they are not alone in their reasoning.



“Shooting? That isn’t for me”

(continued)

Some new shooters do struggle with the intimidation of a gun. Many guns are portrayed as powerful, they make loud noises and they do have the ability to take a life. Most of the time people’s fears are based on a lack of education about firearms or misinformation from the biased media.

Here are some handy hints that can help new shooters discover the joy of shooting.

1. Go with a friend to a beginner’s class. There are many classes out there that target people who have never shot before. Look for a starter class, not a concealed carry class. If you take someone shooting and are not instructor, only have them shoot a .22 to begin with it is best to have a fully positive experience rather than end with a bad one. I encourage having them take a class with an instructor who is trained to address some of the issues a new shooter may be facing.
2. Be sure to have the person tell the instructor that they are nervous. It is completely normal. They shouldn’t be ashamed. Remember how we all felt the first time we tried driving! It was nerve racking!! Instructors get it and will help to make it a little easier.
3. Shoot only a .22 caliber first. It has VERY little recoil and doesn’t make a lot of noise. It is the perfect caliber to start shooting. I don’t let any new shooters do anything but a .22 at first.
4. Go slow. Don’t push a new shooter into doing something they don’t want to do. For example if they don’t want to shoot your 45 then don’t try to convince them. Rome wasn’t built in a day.
5. Wear double hearing protection. Guns are loud and some people are noise sensitive

(they jump when there is a loud noise).

6. Wear foam earplugs in addition to the over the ear kind (we nickname them Mickey Mouse ears). This will help with noise sensitivity and make the shooting experience more enjoyable.
7. Take a picture! If they are having a great time, take a picture of the person shooting. That will help them remind them of the great time they had.

One of my Greatest joys in life as an instructor is to help a person, that was nervous or even scared of firearms, overcome their fears and get them hooked! See you on the firing line!





Review: Sig 365

By Scott Sampson



I picked up a Sig 365 about 8 months ago and have been carrying that firearm solidly for about 3 months now. The firearm has impressed me quite a bit, and in my opinion, lived up to the hype that surrounded its release.

Before starting to carry a firearm I take it through its paces and make sure that it works for me. Some of things that I look for are:

1. Controls – Can I manipulate the controls easily.



A. I was concerned that with this small of a frame that my ability to grab the slide, and avoiding the eject on port during a rapid Tap, Rack and Assess drill may be a challenge. The distance between the rear of the slide and the rear opening of the ejection port is about 2-1/2” inches so there isn’t a lot of real estate to grab. I found with a little practice however that it does have enough to grab. The serrations in the slide are just enough to allow me to grab, but too much to add to the width of the gun.

B. In case of a double feed I have to be able to lock the slide open and also hit the magazine release button. The slide lock lever (or slide release) is easy for my thumb to activate without sticking out too far. It gives good presence to get my thumb under the lever but doesn’t get in the way due to shape. There is a slight ledge under the slide release lever as well to help prevent the accidental engagement while shooting.

C. The magazine release button sticks out enough for me to easily press it with the thumb

and due to the grip shape helps keep the strong side fingers or the support hand from pressing it accidentally. For those that are left handed, the magazine button is just in the right spot (at least for me) to prevent accidentally pressing it while shooting. I found the button was easy to press without having to shift my grip too much. My middle finger tends to be just slightly in the way. The button has a good spring pressure to it to prevent accidental magazine drops.

2. Sights – I will admit that I have my biases when it comes to sights. With my aging eyes, I have been using some of the Trijicon HD XR’s with the orange front dot. They help to acquire quickly and work in day and night. The 365 comes with FT Bullseye and is almost the same thing. The only difference is the front sight is green not orange and the rear notch is squared and the Trijicon is a “U” shape with the bottom being radiused. The rear sight on the 365 has a vertical front edge to allow it to capture a belt or holster to facilitate one hand racking. I found that these sights work very well for me and for once I do not have to replace them on a new gun.



3. Magazine loading and stripping. The 365 due to thinness does not have a magazine feed well but it is just as easy to emergency reload as any other small frame firearm. Keep in mind that the with the smaller frame you need to make sure that your hand stays clear of the bottom of the grip to avoid pinching. I would be a liar if I told you I didn’t get my skin pinched caught a couple times when trying to go quicker. The bottom of the magazine well does have a recess that





Review: Sig 365

(continued)

allows you to more easily grab the magazine to pull it out if needed.

Shooting! Of course no matter how the controls work for me, you need to make sure the gun shoots for you. I have been target shooting with 124gr CCI Blazer and have had exceptional success with these. I have not had a single malfunction of any kind with probably over 1000 rounds through it. I also have been using Remington, 124 gr Ultimate Defense “compact Handgun” with some exceptional accuracy in comparison to some of my other normally carried defense brands. I can say that I feel comfortable stacking my ability to shoot my full sized M&P that I routinely shoot. I am typically shooting at 45’ of less to be fair with this gun.

When I first shot the 365, I was a little blah about its trigger. In full disclosure I love tricked out 1911 style triggers and a clean crisp break. Let’s say the 365 is not a 1911. It does however have a smooth creep and have found that it even helps those that like to flinch as you can’t tell when it is going off. I do like the reset on the trigger. It has a strong and positive click that my finger feels easily even when shooting rapidly and the reset distance is a short and comfortable.

The ergonomics of the frame is actually very nice considering it is such a small frame. The undercut on the trigger guard allows the hand to comfortably come up nice and high on the back strap. The trigger guard however is not very conducive to the use of gloves while shooting. I think however this is a minor trade off.

I picked up a Vedder Inside the Waist Band (IWB) holster and single magazine carrier. I love the finish on them. The Vedder is well made with tons of options for color etc. The belt clips are steel and secure tightly. One criticism is the belt clips could have a tad wider opening. I have a Galco shooting belt and between the thickness of this and






jeans I do have to shove it down to get it go all the way down, because it pinches at the top. I also enjoy the “claw attachment”.

The claw is a plastic arm that attaches to the rear of the holster that pushes against your belt which brings the butt of the grip into your side to help the gun from printing. The only other issue I have with the Vedder and this gun is I wish the height of the belt clip were just a tad lower on the holster. As it sits the grip is just above my belt line so it is almost impossible for me to get my fat fingers between the grip and belt. If I adjust the cant to rock the holster forward just a little, it lifts the grip up and allows my fingers to get in to get a firm grip on the gun for the draw. With a single belt clip however, the holster often shifts, so it is something I am working on.




FEBRUARY



						1
2 6AM -12PM Range Shoot- ing Restrict- ions Gun Show VA Beach	3	4	5	6	7	8 8:30 Service Rifle/Zombie Match
9 6AM -12PM Range Shoot- ing Restrict- ions 1:30-4:30 4H Swamp Shooters	10	11	12	13	14 Valentine's Day 	15 9AM ASC Board Mtg
16 6AM -12PM Range Shoot- ing Restrict- ions	17 President's Day 	18	19	20	21	22
23 6AM -12PM Range Shoot- ing Restrict- ions 1:30-4:30 4H Swamp Shooters	24	25	26	27	28	29

MARCH



1 6AM -12PM Range Shoot- ing Restric- tions	2	3	4	5	6	7 *Gun Show Hampton* 9AM Bowling Pin Match
8 *Gun Show Hampton* **Daylight Savings Time Ends** 6AM -12PM Range Shoot- ing Restric- tions 1:30 -4:30 4H Swamp Shooters	9	10	11	12	13	14 8:30 - 12:00 Rifle Service/ Zombie Match
15 6AM -12PM Range Shoot- ing Restric- tions	16	17 St. Patrick's Day 	18	19	20	21 9AM ASC Board Mtg.
22 6AM -12PM Range Shoot- ing Restric- tions 1:30 -4:30 4H Swamp Shooters	23	24	25	26	27	28 *Gun Show Richmond*
29 *Gun Show Richmond* 6AM -12PM Range Shoot- ing Restric- tions	30	31				